

# Phocas vs Excel

Compare customer feedback  
from BARC The Planning  
Survey 2024

Phocas.

**BARC**

## The Planning Survey 24

The voice of the planning software user community

*This is a specially produced summary by BARC  
of the headline results for*

### Phocas

**BARC  
#1**  
Reporting/Analysis  
The Planning Survey 24

**BARC  
#1**  
Predictive Planning  
Peer Group Integrated Products for  
Planning and BI & Analytics  
The Planning Survey 24

**BARC  
Leader**  
Recommendation  
Peer Group Products for Planning,  
Budgeting & Forecasting  
The Planning Survey 24

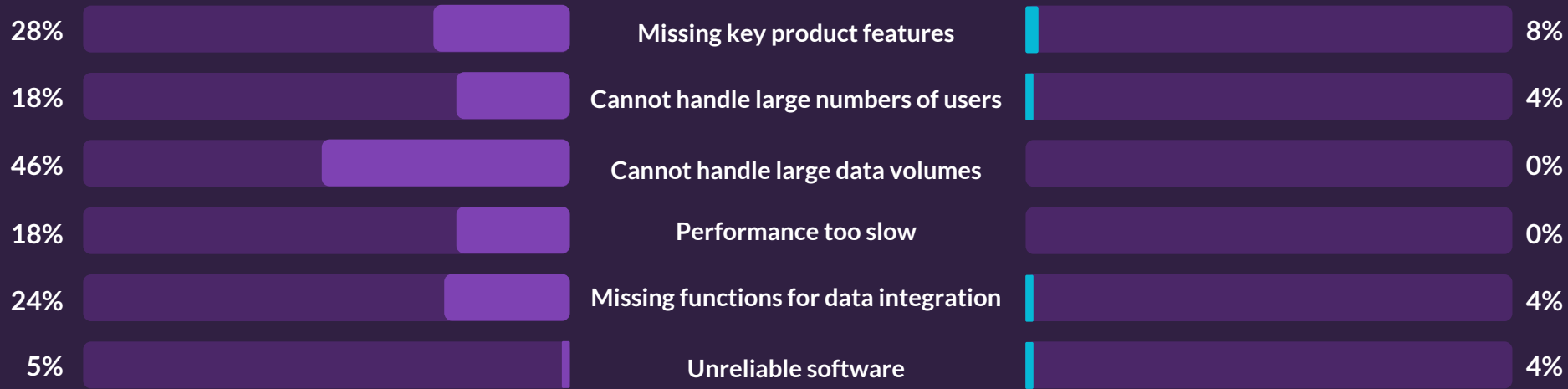
**8** **26**  
Top ranks Leading  
In 3 peer groups

**“** A very good product that value adds  
to the overall business.  
Head of business department, Construction,  
100 - 2,500 employees  
BARC The Planning Survey 24



vs

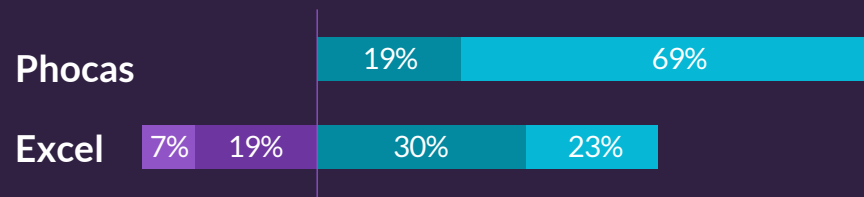
Phocas.



#1

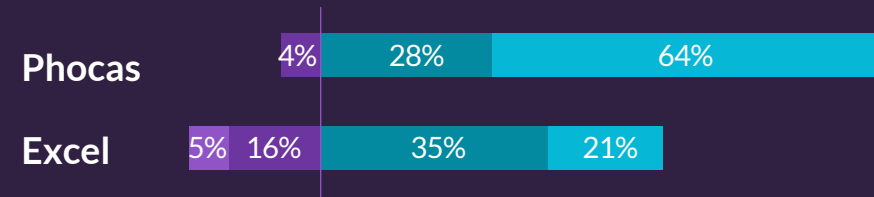
Reporting/  
Analysis<sup>1</sup>

## Recommendation<sup>2</sup>



● Definitely not ● Probably not ● Probably ● Definitely

## Satisfaction level<sup>2</sup>



● Very dissatisfied ● Somewhat dissatisfied ● Somewhat satisfied ● Very satisfied

<sup>1</sup> Products for Planning, Budgeting & Forecasting, Integrated Products for Planning and BI & Analytics and Midsize/Departmental Implementations peer groups

<sup>2</sup> Neutral category not shown

BARC

The Planning Survey 24

# The Planning Survey 24

BARC

**1,272**

global survey  
respondents

**21**

products analyzed

**33**

KPIs

BARC

**92%**

of surveyed users  
are **satisfied** with  
Phocas<sup>1</sup>.

Phocas.

**8**

top rankings

**26**

leading positions

**3**

peer groups<sup>2</sup>

<sup>1</sup> Based on the aggregate of "Very satisfied" and "Somewhat satisfied".

<sup>2</sup> Products for Planning, Budgeting & Forecasting, Integrated Products for Planning and BI & Analytics and Midsized/Departmental Implementations peer groups

BARC

The Planning Survey 24